

---

## Research article


International Journal of Heterocyclic Chemistry,

Vol. 7, No. 4, pp. 29-37 (Autumn 2017)

© Islamic Azad University, Ahvaz Branch

<http://ijhc.iauahvaz.ac.ir>

---



### Investigation into the regioisomeric composition of some fused tetrazoles

Omid Baravaye,\* Sanaz Hafezi Birgani

Department of Chemistry, School of Sciences, Islamic Azad University,  
Ahvaz Branch, Ahvaz, 6134968875, Iran. E-mail

[nikpour@iauahvaz.ac.ir](mailto:nikpour@iauahvaz.ac.ir)

Received: 11 July 2017    Revised: 27 October 2017    Accepted: 7 November 2017

**Abstract-** Treatment of 7-chloro-1-phenylpyrimido[4,5-*e*][1,3,4]thiadiazines with hydrazine in boiling ethanol gave corresponding 7-hydrazinyl derivatives. Diazotization of the latter compounds achieved a mixture of 5*H*-tetrazolo[1',5':1,2]pyrimido[4,5-*e*][1,3,4]thiadiazine and 9*H*-tetrazolo[5',1':2,3]pyrimido[4,5-*e*][1,3,4]thiadiazines. Ratio of these two group of products determined by <sup>1</sup>HNMR studies and no significant preference was observed for their formation. Efforts for separation of the products were unsuccessful and its reason is discussed.

**Keywords:** 7-chloro-1-phenylpyrimido[4,5-*e*][1,3,4]thiadiazines, 7-hydrazinyl-1-phenylpyrimido[4,5-*e*][1,3,4]thiadiazin, 5*H*-tetrazolo[1',5':1,2]pyrimido[4,5-*e*][1,3,4]thiadiazine, 9*H*-tetrazolo[5',1':2,3]pyrimido[4,5-*e*][1,3,4]thiadiazine, <sup>1</sup>HNMR study, diazotization, tetrazole-azide tautomerism.

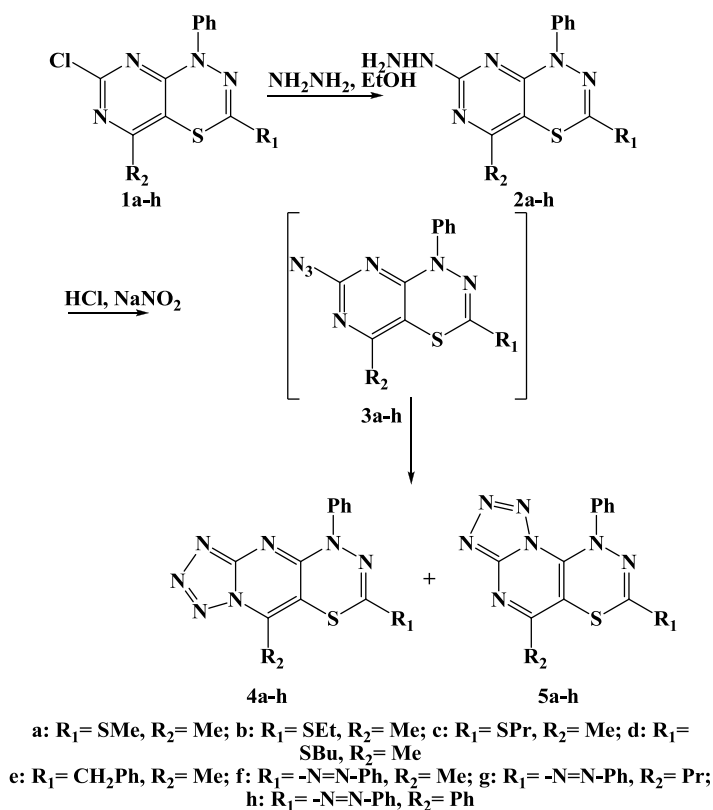
#### Introduction

The growing pharmaceutical and agrochemical interests for fused pyrimidines has focused the attention of organic chemists to search for efficient and general routes to these molecules in synthetically useful yields. Fused N,S containing pyrimidines are a class of fused heterocycles which have been described as being antiviral [1-7], antifungal [8], nucleoside analogues [9], agrochemicals [10] and enzyme inhibitors [11-13] agents. These reports and pursuing of our

research on synthesis of privilege compounds [12-15], are strong motives for us to prepare a novel group of this class of heterocycles in the present study.

## Results and discussion

The current study presents the synthesis of tetrazolo[1',5':1,2]pyrimido[4,5-*e*][1,3,4]thiadiazines **4a-h**. This synthesis is based on the diazotization of 7-hydrazinyl-1-phenylpyrimido[4,5-*e*][1,3,4]thiadiazines **2a-h** in aqueous media, which are prepared by replacement of 7-chlorine atom of 7-chloro-1-phenylpyrimido[4,5-*e*][1,3,4]thiadiazines **1a-h** with hydrazine in boiling ethanol (Scheme 1).



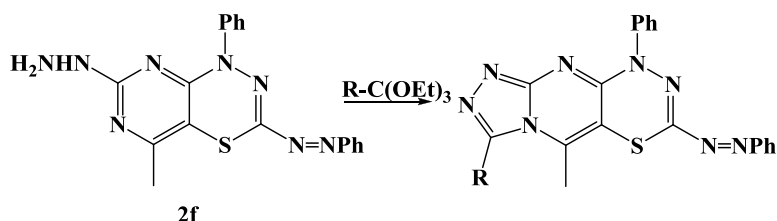
**Scheme 1:** preparation of compounds **2a-h**, **3a-h** and **4a-h**.

The structural assignments of the synthetic compounds were based upon the spectral and microanalytical data.

IR spectra of 7-hydrazinyl-1-phenylpyrimido[4,5-*e*][1,3,4]thiadiazines **2a-h** was devoid of the stretching vibration band at 800-1000  $\text{cm}^{-1}$  due to C-Cl functionality of **1a-h**, but showed some vibrational bands at 3450 & 3300  $\text{cm}^{-1}$  belonging to their  $\text{NHNH}_2$  moieties. Further proof came

from the  $^1\text{H}$  NMR spectra, which showed the appearance of two broad signals in  $\delta$  6ppm and 4.2 ppm belonging to NH and  $\text{NH}_2$  moiety of compounds **2a-h** respectively. These results and also lacking of isotopic pattern of chlorine atom in the mass spectra of compounds **2a-h** strongly verified their structure assignment.

In a previous communication, heterocyclization of 7-hydrazinyl-5-methyl-1-phenyl-3-phenyldiazenyl-1*H*-pyrimido [4,5-*e*][1,3,4]thiadiazine**2f** with orthoesters was studied by NOE technique and it showed that 1*H*-[1,2,4]triazolo[4',3':1,2]pyrimido[4,5-*e*][1,3,4]thiadiazines have been formed as sole product [16] (Scheme 2).



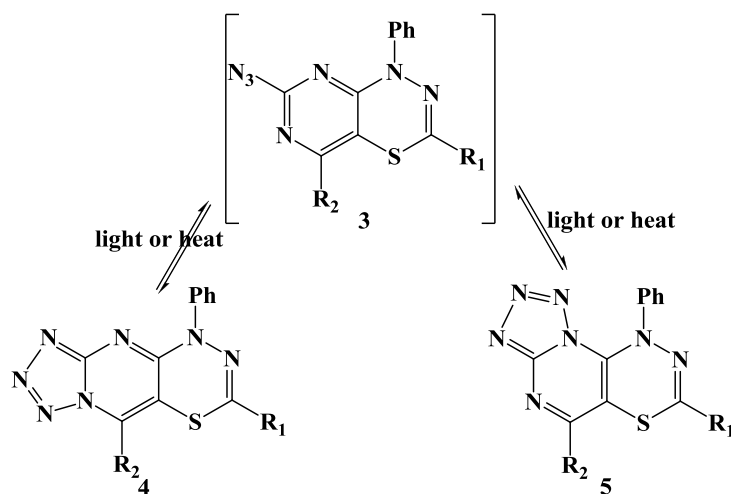
**Scheme 2:** Condensation of compound **2f** with orthoesters.

The aforementioned spectral data is the major evidence for the formation of tetrazolo[1',5':1,2]pyrimido[4,5-*e*][1,3,4]thiadiazines**4a-h** in comparison with the tetrazolo[5',1':2,3]pyrimido[4,5-*e*][1,3,4]thiadiazines**5a-h**.

IR spectra of the product of diazotization of compounds **2a-h** did not show neither vibrational bands at 3450 & 3300  $\text{cm}^{-1}$  belonging to their  $\text{NHNH}_2$  moieties of precursors nor vibrational band at around 2000  $\text{cm}^{-1}$  due to azide group of reactive intermediates **3a-h**.  $^1\text{H}$ NMR spectra of these compounds did not show two broad signals in  $\delta$  6ppm and 4.2 ppm belonging to NH and  $\text{NH}_2$  moiety of compounds **2a-h** but exhibit two assignable signals for the pyrimidine adjacent  $\text{CH}_2$  or  $\text{CH}_3$  group of products **4a-h** and **5a-h**.

For example, diazotization of 7-hydrazinyl-5-methyl-3-(methylsulfanyl)-1-phenyl-1*H*-pyrimido[4,5-*e*][1,3,4]thiadiazine**2a** in water, afforded a yellow powder, which was divided to two different fractions from the precursor in TLC.  $^1\text{H}$ NMR of this mixture exhibited three signals in aliphatic range in  $\delta$  2.32, 2.55 and 2.88 ppm with the ratio 40, 100 and 60 respectively, which are easily assignable to pyrimidine adjacent methyl of product **5a**,  $\text{SCH}_3$  of both products and pyrimidine adjacent methyl of product **4a** respectively as shown in supplementary document. Due to anisotropic effect of tetrazole ring the chemical shift of **4a** pyrimidine-methyl group is deshielded compared to that in **5a**. We found that the ratio of structures varied in the different

cases and no preference was observed. Surprising results were found in the separation of these isomers. Since the heterocyclic structure of **5** is more polar than its isomer **4**, the separation of them by a suitable preparative TLC is possible. We also observed that these two products of each cases separated in a silicagel plate with chloroform-methanole (95/5), but each fraction exhibited a  $^1\text{H}$ NMR spectrum similar to the nonseparated mixture's spectrum and showed two fractions in its TLC. These findings and the existence of well known tautomerism between tetrazole and azido forms in a lot of tetrazoles, are leading us to suggest the rapid equilibrium of each forms **4** & **5** with the azide form **3** as shown in Scheme 3 as a reasonable mechanism for explanation these observations.



**Scheme 3:** Mechanism of mutual conversion of isomers **4** and **5**

## Experimental

The melting points were recorded on an Electrothermal type 9100 melting point apparatus. The IR spectra were obtained on a 4300 Shimadzu Spectrometer. The  $^1\text{H}$ NMR (100 MHz) spectra were recorded on a Bruker AC 100 spectrometer. The mass spectra were scanned on a Varian Mat CH-7 instrument at 70 eV. Elemental analysis was obtained on a Thermo Finnigan Flash EA microanalyzer. Precursors **2a-f** & **1g,h** were prepared according to the previous published reports [16-18].

General procedure for the preparation of compounds **2g,h**

A solution of either 7-chloro-1-phenyl-3-phenyldiazenyl-5-propyl-1*H*-pyrimido[4,5-*e*][1,3,4]thiadiazine (0.408 gr, 1mmol) or 7-chloro-1,5-diphenyl-3-phenyldiazenyl-1*H*-

pyrimido[4,5-*e*] [1,3,4]thiadiazine (0.442 gr, 1mmol) in ethanol (20 ml) was heated under reflux to boiling and then hydrazine hydrate (2ml) was added. Heating was continued for 3hr with vigorous stirring. The reaction mixture was filtered after cooling to room temperature and recrystallized from ethanol to achieve compounds **2g,h**.

**7-Hydrazinyl-1-phenyl-3-phenyldiazenyl-5-propyl-1H-pyrimido[4,5-*e*][1,3,4]thiadiazine 2g**

This compound was obtained as a blue powder in 85% yield, mp 265-266°C (dec); IR (KBr disk):  $\nu$ , 1750  $\text{cm}^{-1}$ , 2930  $\text{cm}^{-1}$ ;  $^1\text{HNMR}$ : ( $\text{CDCl}_3$ )  $\delta$ , 1.10 (t, 3H,  $\text{CH}_3$ ), 1.72 (sextet, 2H,  $\text{CH}_2$ ), 2.61 (t, 2H, 5- $\text{CH}_2$ ), 4.2 (br, 2H,  $\text{NH}_2$ ), 6 (br, 1H, NH), 7.5-8 (m, 10H);  $m/z$ , 404. *Anal.* Calcd. for  $\text{C}_{20}\text{H}_{20}\text{N}_8\text{S}$ : C, 59.39; H, 4.98; N, 27.70; S, 7.93. Found: C, 59.16; H, 5.12; N, 27.42; S, 7.71.

**7-Hydrazinyl-1,5-diphenyl-3-phenyldiazenyl-1H-pyrimido[4,5-*e*][1,3,4]thiadiazine 2h**

This compound was obtained as a blue powder in 90% yield, mp 300-302 °C (dec); IR (KBr disk):  $\nu$ , 1770  $\text{cm}^{-1}$ ;  $^1\text{HNMR}$ : ( $\text{CDCl}_3$ )  $\delta$ , 4.2 (br, 2H,  $\text{NH}_2$ ), 6.2 (br, 1H, NH), 7.5-8.3 (m, 15H, aromatic);  $m/z$ , 438. *Anal.* Calcd. for  $\text{C}_{23}\text{H}_{18}\text{N}_8\text{S}$ : C, 63.00; H, 4.14; N, 25.55; S, 7.31. Found: C, 63.25; H, 4.32; N, 25.31; S, 6.98.

General procedure for diazotization of compounds 7-hydrazinyl-1-phenylpyrimido[4,5-*e*][1,3,4]thiadiazines **2a-h**

A solution of either compounds **2a-h** (1mmol) in conc. hydrochloric acid (5ml) was diluted by water (5ml) and cooled in an ice bath. A cooled solution of sodium nitrite (0.4 gr) in water (5ml) was dropwisely added to the previous solution and stirred for 2hr in ice bath. The reaction mixture was neutralized by sodium hydroxide solution and filtered. The precipitant washed by hot ethanole and dried in 80 °C to obtaine compounds **4a-h** and **5a-h**.

**9-Methyl-7-(methylsulfanyl)-5-phenyl-5H-tetrazolo[1',5':1,2]pyrimido[4,5-*e*][1,3,4]thiadiazine (4a)**

This compound was obtained as a yellow powder in 70% combined yield, mp 170 177 °C, IR (KBr disk):  $\nu$ , 1560  $\text{cm}^{-1}$ , 2900  $\text{cm}^{-1}$ , 2940  $\text{cm}^{-1}$ ;  $^1\text{HNMR}$ : ( $\text{CDCl}_3$ )  $\delta$ , 2.55 (s, 3H, S-  $\text{CH}_3$ ), 2.88 (s, 0.6 x 3H, 9- $\text{CH}_3$ ), 7.2-7.6 (multiplet, 5H);  $m/z$ , 329.

**5-Methyl-7-(methylsulfanyl)-9-phenyl-9H-tetrazolo[5',1':2,3]pyrimido[4,5-*e*][1,3,4] thiadiazine (5a)**

This compound was obtained as a yellow powder in 70% combined yield, mp 170 177 °C, IR (KBr disk):  $\nu$ , 1560  $\text{cm}^{-1}$ , 2900  $\text{cm}^{-1}$ , 2940  $\text{cm}^{-1}$ ;  $^1\text{HNMR}$ : ( $\text{CDCl}_3$ )  $\delta$ , 2.32 (s, 0.4 x 3H, 5- $\text{CH}_3$ ), 2.55 (s, 3H, S-  $\text{CH}_3$ ), 7.2-7.6 (multiplet, 5H);  $m/z$ , 329.

7-(Ethylsulfanyl)-9-methyl-5-phenyl-5*H*-tetrazolo [1',5':1,2]pyrimido[4,5-*e*][1,3,4]thiadiazine  
**(4b)**

This compound was obtained as a yellow powder in 60% combined yield, mp116-121°C, IR (KBr disk): $\nu$ , 1600  $\text{cm}^{-1}$ , 2900  $\text{cm}^{-1}$ , 2950  $\text{cm}^{-1}$ ;  $^1\text{HNMR}$ :(  $\text{CDCl}_3$ )  $\delta$ , 1.38 (t, 3H,  $\text{CH}_3$ ), 2.90 (s, 0.5 x 3H, 9- $\text{CH}_3$ ), 3.12 (q, 2H,S- $\text{CH}_2$ ), 7.2-7.6 (multiplet, 5H); m/z, 343.

7-(Ethylsulfanyl)-5-methyl-9-phenyl-9*H*-tetrazolo [5',1':2,3]pyrimido[4,5-*e*][1,3,4]thiadiazine  
**(5b)**

This compound was obtained as a yellow powder in 60% combined yield, mp116-121°C, IR (KBr disk): $\nu$ , 1600  $\text{cm}^{-1}$ , 2900  $\text{cm}^{-1}$ , 2950  $\text{cm}^{-1}$ ;  $^1\text{HNMR}$ :(  $\text{CDCl}_3$ )  $\delta$ , 1.38 (t, 3H,  $\text{CH}_3$ ), 2.35 (s, 0.5 x 3H, 5- $\text{CH}_3$ ), 3.12 (q, 2H,S- $\text{CH}_2$ ), 7.2-7.6 (multiplet, 5H); m/z, 343.

9-Methyl-5-phenyl-7-(propylsulfanyl)-5*H*-tetrazolo[1',5':1,2]pyrimido[4,5-][1,3,4]thiadiazine  
**(4c)**

This compound was obtained as a yellow powder in 80% combined yield, mp95-102 °C, IR (KBr disk):  $\nu$ , 1650  $\text{cm}^{-1}$ , 2900  $\text{cm}^{-1}$ , 2950  $\text{cm}^{-1}$ ;  $^1\text{HNMR}$ :(  $\text{CDCl}_3$ )  $\delta$ , 1.10 (t, 3H,  $\text{CH}_3$ ), 1.72 (sextet, 2H, $\text{CH}_2$ ), 2.90 (s, 0.6 x 3H, 9- $\text{CH}_3$ ), 3.09 (t, 2H,S- $\text{CH}_2$ ), 7.2-7.6 (multiplet, 5H), m/z, 357.

5-Methyl-9-phenyl-7-(propylsulfanyl)-9*H*-tetrazolo[5',1':2,3]pyrimido[4,5-][1,3,4]thiadiazine  
**(5c)**

This compound was obtained as a yellow powder in 80% combined yield, mp95-102 °C, IR (KBr disk):  $\nu$ , 1650  $\text{cm}^{-1}$ , 2900  $\text{cm}^{-1}$ , 2950  $\text{cm}^{-1}$ ;  $^1\text{HNMR}$ :(  $\text{CDCl}_3$ )  $\delta$ , 1.10 (t, 3H,  $\text{CH}_3$ ), 1.72 (sextet, 2H, $\text{CH}_2$ ), 2.35 (s, 0.4 x 3H, 5- $\text{CH}_3$ ), 3.09 (t, 2H,S- $\text{CH}_2$ ), 7.2-7.6 (multiplet, 5H), m/z, 357.

7-(Butylsulfanyl)-9-methyl-5-phenyl-5*H*-tetrazolo[1',5':1,2]pyrimido[4,5-*e*][1,3,4]thiadiazine  
**(4d)**

This compound was obtained as a yellow powder in 70% combined yield, mp70-78°C, IR (KBr disk): $\nu$ , 1600  $\text{cm}^{-1}$ , 2900  $\text{cm}^{-1}$ , 2960  $\text{cm}^{-1}$ ;  $^1\text{HNMR}$ :(  $\text{CDCl}_3$ )  $\delta$ , 0.97 (t, 3H, $\text{CH}_3$ ), 1.33-1.85 (multiplet, 4H, 2 $\text{CH}_2$ ), 2.90 (s, 0.4 x 3H, 9- $\text{CH}_3$ ), 3.12 (t, 2H,S- $\text{CH}_2$ ), 7.2-7.6 (multiplet, 5H) m/z, 371.

7-(Butylsulfanyl)-5-methyl-9-phenyl-9*H*-tetrazolo[5',1':2,3]pyrimido[4,5-*e*][1,3,4]thiadiazine  
**(5d)**

This compound was obtained as a yellow powder in 70% combined yield, mp70-78°C, IR (KBr disk): $\nu$ , 1600  $\text{cm}^{-1}$ , 2900  $\text{cm}^{-1}$ , 2960  $\text{cm}^{-1}$ ;  $^1\text{HNMR}$ :(  $\text{CDCl}_3$ )  $\delta$ , 0.97 (t, 3H, $\text{CH}_3$ ), 1.33-1.85

(multiplet, 4H, 2CH<sub>2</sub>), 2.36 (s, 0.6 x 3H, 5-CH<sub>3</sub>), 3.12 (t, 2H, S-CH<sub>2</sub>), 7.2-7.6 (multiplet, 5H)  
m/z, 371.

7-(Benzylsulfanyl)-9-methyl-5-phenyl-5*H*-tetrazolo[1',5':1,2]pyrimido[4,5-][1,3,4]thiadiazine  
(4e)

This compound was obtained as a yellow powder in 90% combined yield, mp131-138°C, IR  
(KBr disk): ν, 1550 cm<sup>-1</sup>, 2900 cm<sup>-1</sup>, 2940 cm<sup>-1</sup>; <sup>1</sup>HNMR: (CDCl<sub>3</sub>) δ, 2.89 (s, 0.3 x 3H, 9-CH<sub>3</sub>),  
4.31 (s, 2H, S-CH<sub>2</sub>), 7.2-7.5 (multiplet, 10H); m/z, 405.

7-(Benzylsulfanyl)-5-methyl-9-phenyl-9*H*-tetrazolo[5',1':2,3]pyrimido[4,5-][1,3,4]thiadiazine  
(5e)

This compound was obtained as a yellow powder in 90% combined yield, mp131-138°C, IR  
(KBr disk): ν, 1550 cm<sup>-1</sup>, 2900 cm<sup>-1</sup>, 2940 cm<sup>-1</sup>; <sup>1</sup>HNMR: (CDCl<sub>3</sub>) δ, 2.36 (s, 0.7 x 3H, 5-CH<sub>3</sub>),  
4.31 (s, 2H, S-CH<sub>2</sub>), 7.2-7.5 (multiplet, 10H); m/z, 405.

9-Methyl-5-phenyl-7-phenyldiazenyl-5*H*-tetrazolo[1',5':1,2]pyrimido[4,5-*e*][1,3,4]thiadiazine  
(4f)

This compound was obtained as a blue powder in 90% combined yield, mp 280-287°C (dec); IR  
(KBr disk): ν, 1700 cm<sup>-1</sup>, 2950 cm<sup>-1</sup>, 2940 cm<sup>-1</sup>; <sup>1</sup>HNMR: (CDCl<sub>3</sub>) δ, 2.90 (s, 0.5 x 3H, 9-CH<sub>3</sub>),  
7.2-8(multiplet, 10H); m/z, 387.

5-Methyl-9-phenyl-7-phenyldiazenyl-9*H*-tetrazolo[5',1':2,3]pyrimido[4,5-*e*][1,3,4]thiadiazine  
(5f)

This compound was obtained as a blue powder in 90% combined yield, mp 280-287°C (dec); IR  
(KBr disk): ν, 1700 cm<sup>-1</sup>, 2950 cm<sup>-1</sup>, 2940 cm<sup>-1</sup>; <sup>1</sup>HNMR: (CDCl<sub>3</sub>) δ, 2.35 (s, 0.5 x 3H, 8-CH<sub>3</sub>),  
7.2-8(multiplet, 10H); m/z, 387.

5-Phenyl-7-phenyldiazenyl-9-propyl-5*H*-tetrazolo[1',5':1,2]pyrimido[4,5-*e*][1,3,4]thiadiazine  
(4g)

This compound was obtained as a blue powder in combined 85% yield, mp263-273 °C (dec); IR  
(KBr disk):ν, 1750 cm<sup>-1</sup>, 2930 cm<sup>-1</sup>; <sup>1</sup>HNMR: (CDCl<sub>3</sub>) δ, 1.15 (t, 3H, CH<sub>3</sub>), 1.77 (sextet, 2H,  
CH<sub>2</sub>), 3.21 (t, 0.6 x 2H, 9-CH<sub>2</sub>), 7.5-8 (m, 10H); m/z, 415.

9-Phenyl-7-phenyldiazenyl-5-propyl-9*H*-tetrazolo [5',1':2,3]pyrimido[4,5-*e*][1,3,4]thiadiazine  
(5g)

This compound was obtained as a blue powder in combined 85% yield, mp263-273 °C (dec); IR (KBr disk):v, 1750 cm<sup>-1</sup>, 2930 cm<sup>-1</sup>; <sup>1</sup>HNMR: (CDCl<sub>3</sub>) δ, 1.15 (t, 3H, CH<sub>3</sub>), 1.77 (sextet, 2H, CH<sub>2</sub>), 2.58 (t, 0.4 x 2H, 5-CH<sub>2</sub>), 7.5-8 (m, 10H); m/z, 415.

5,9-Diphenyl-7-phenyldiazenyl-5*H*-tetrazolo [1',5':1,2]pyrimido[4,5-*e*][1,3,4]thiadiazine (**4h**)

This compound was obtained as a magenta powder in 92% combined yield, mp290-297°C (dec); IR (KBr disk):v, 1770 cm<sup>-1</sup>; <sup>1</sup>HNMR: (CDCl<sub>3</sub>) δ, 7.5-8.3 (m, aromatic); m/z, 449.

5,9-Diphenyl-7-phenyldiazenyl-9*H*-tetrazolo [5',1':2,3]pyrimido[4,5-*e*][1,3,4]thiadiazine (**5h**)

This compound was obtained as a magenta powder in 92% combined yield, mp290-297°C (dec); IR (KBr disk):v, 1770 cm<sup>-1</sup>; <sup>1</sup>HNMR: (CDCl<sub>3</sub>) δ, 7.5-8.3 (m, aromatic); m/z, 449.

## Conclusion

In conclusion diazotization of compounds 7-hydrazinylpyrimido[4,5-*e*][1,3,4]thiadiazines afforded two groups of 5*H*-tetrazolo [1',5':1,2]pyrimido[4,5-*e*][1,3,4] thiadiazines and 9*H*-tetrazolo [5',1':2,3]pyrimido[4,5-*e*] [1,3,4]thiadiazines with no significant preference.

## Acknowledgments

The financial support of this research by Ahvaz Branch, Islamic Azad University is gratefully acknowledged.

## References

- [1] G. R. Revankar, T. S. Rao, K. Ramasamy and D. F. Smee, *NucleosidesNucleotides*, **14**, 671 (1995).
- [2] F. D. Smee, H. A. Alaghmandan, K. Ramasamy and G. R. Revankar, *Antiviral Res.* **26**, 203 (1995).
- [3] D. G. Kini, J. D. Anderson, Y. S. sanghvi, A. F. Lewis, D.F. Smee, G. R. Revankar, R. K. Robins, K. Ronald and H. B. Cottam, *J. Med. Chem.* **34**, 3006 (1991).
- [4] E. S. A. M. Badawey, S. M. Rida, A. A. Huzza, H. T. Y. Fahmy and Y. M. Gohar, *Eur. J. Med. Chem.*, **28**, 91 (1993).
- [5] E. S. A. M. Badawey, S. M. Rida, A. A. Huzza, H. T. Y. Fahmy and Y. M. Gohar, *Eur. J. Med. Chem.* **28**, 97 (1993).



- [6] P. G. Higgins, G. I. Barrow, D. A. J. Tyrrel, N. J. C. Snell, K. Jones and W. B. Jolley, *Antiviral Chem.*, **2**, 61 (1991).
- [7] D. F. Smee, J. H. Huffman, A. C. Gessman, J. W. Huggins and R. W. Sidwell, *Antiviral Res.*, **15**, 229 (1991).
- [8] T. S. Rao, G. R. Revankar, R. S. Vinayak and R. K. Robins, *J. Heterocycl. Chem.*, **28**, 1779 (1991).
- [9] S. Kato, M. Ishazaki and S. Sada, *Jpn. Kokai Tokyo Koho JP 63,250,385[88,250,-385](Cl. C07D/00521)* 18 Oct 1988, Appl. 87/82, 207, 04 Apr 1987; 10pp [*C. A.*, **111**, 153776]
- [10] R. L. Miller, G. A. Ramsey, T. A. Krenitsky and G. B. Elion, *Biochemistry*, **11**, 4723 (1972).
- [11] K. Grohe, *Ger. Offen.* 2,223,421 (Cl. C07d), 22 Nov 1973, appl. P22 23 421. 5, 13 May 1972; 12pp [*C. A.* **80**, 37148].
- [12] Bakavoli, M., Nikpour, M., Rahimizadeh, M., Saberi, M. R., Sadeghian, H., *Bioorg. Med. Chem.*, **15** (5), 2120 (2007).
1. [13] Bakavoli, M., Sadeghian, H., Tabatabaei, Z., Rezaei, E., Rahimizadeh, M., Nikpour, M., *J. Mol. Model.*, **14**, 471 (2008).
- [14] Nikpour, M., Mirzaei, M., Chen, Y.-G., Kaju, A.A., Bakavoli, M., *Inorg. Chem. Commun.*, **12**, 879 (2009).
- [15] Nikpour, M., Sadeghian, H., Saberi, M. R., Shafiee N., R., Seyedi, S. M., Hosseini, A., Parsaee, H., Taghian D. B., A., *Bioorg. Med. Chem.*, **18**, 855 (2010).
- [16] Heravi, M. M., Bakherad, M., Rahimzadeh, M., Bakavoli, M., Ghassemzadeh, M., *Heterocycl. Commun.*, **10**, 335, (2004).
- [17] Azizian, J., Miri, R., Mohammadi, M. K., Sheikholeslami, F., Hosseini, J., Nikpour, M., *Phosphorus, Sulfur, Silicon, Relate. Elements*, **185**, 1782, (2010).
- [18] Nikpour, M., Sadeghian, H., Jabbari, A., Zarinabadi, S., *Bull. Chem. Soc. Ethiopia*, Submitted.